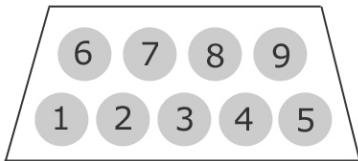


DATA PIN OUTS

DATA 1 - RS232



P6 - 232 IN
P9 - 232 OUT
P3 GROUND

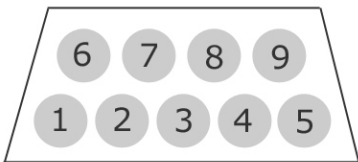
DATA 1 IS ALWAYS RS232

DATA 2 - RS 232/422/485



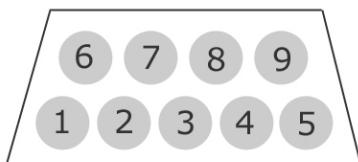
P1 - 422 IN-, 485 I/O-
P2 - FORMAT BIAS (12v)
P3 - GROUND
P4 -
P5 - 422 OUT-
P6 - 422 IN+, 485 I/O+, 232 IN
P7 - FORMAT SELECT
P8 - GROUND
P9 - 422 OUT+, 232 OUT

DATA 3 - RS 232/422/485



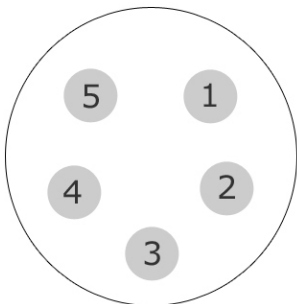
DATA 2, 3 & 4 CAN BE CONFIGURED INDIVIDUALLY USING THE APPROPRIATE FORMAT SELECT PINS AS FOLLOWS;

DATA 4 - RS 232/422/485



FORMAT SELECT PIN:
FLOATING FOR RS422 OR TTL.
TIED TO ANY GND PIN FOR RS232.
TIED TO +12VDC BIAS FOR RS485.

TALLY I/O



P1 - GROUND
P2 -
P3 - GPI IN
P4 - GPI OUT A
P5 - GPI OUT B